

Daily Derivatives & Market Report

CONTENTS

Page No.	Particulars
2	Market Summary
3	Nifty Futures – Derivatives Snap
4	Bank Nifty Futures – Derivatives Snap
5	Activity in Nifty Options
6	What do Nifty Technical suggest
7	Derivative Analysis
8	Disclaimer

Index Trend Analysis

Pivot(Daily)	Close	R2	R1	Pivot	S1	S2	Daily	Weekly	Monthly
Nifty	9307	9348	9327	9289	9268	9230	Sell	Buy	Buy
Sensex	29943	30076	30010	29895	29829	29714	Sell	Buy	Buy
Nifty Futures	9294	9332	9313	9279	9259	9225	Sell	Buy	Buy
Bank Nifty	22055	22209	22132	22016	21939	21823	Sell	Buy	Buy
CNX IT	10091	10156	10123	10081	10049	10006	Sell	Sell	Sell

Market Summary

Domestic Indices	Close	Points	% Chg
SENSEX	29943.2	287.4	0.97
NIFTY	9306.6	88.65	0.96
MIDCAP	14780.6	154.8	1.06
SMLCAP	15379.8	88.63	0.58
BSEFMC	9405.8	154.2	1.67
AUTO	22435.4	255.1	1.15
POWER	2343.5	11.50	0.49
REALTY	2004.1	24.87	1.26
BSE IT	9739.7	18.48	0.19
BANKEX	25003.3	255.2	1.03
OILGAS	14565.3	176.4	1.23
METAL	11199.4	67.43	0.61

Currency Futures	Close	Pre. Pts	% Chg
26-Apr-16 EUR-INR	69.97	69.98	-0.05
26-Apr-16 USD-INR	64.30	64.45	-0.24
26-Apr-16 GBP-INR	82.51	82.68	-0.21
26-Apr-16 JPY-INR	58.24	58.51	-0.47

Advance/ Decline	Adv	Dec	Un Ch.
NSE	892	781	92
BSE	1477	1446	157

FII/DII Capital Mkt*	Buy	Sell	Net
FII	5634	5455	179
DII	3953	2954	998

*NOTE: - FII AND DII data figure is provisional

Market Commentary

Euphoric Indian equity indices showcased an impressive performance on Tuesday by conquering the crucial 9,300 (Nifty) and 29,900 (Sensex) levels as they got underpinned by a series of encouraging leads. Monday's optimism got spilled over into the Tuesday's session helping the local indices in extending the winning momentum for second successive session as encouraging global developments buttressed domestic sentiments. Investors continued to build hefty positions across the board as sentiments got a boost after a centrist victory in the first round of the French presidential election. Polls show Emmanuel Macron defeating anti-euro nationalist Marine Le Pen by as much as 30% points in the second round of the French presidential election in two weeks. Sentiments were also bolstered by a string of optimistic quarterly results including from Reliance Industries, which were announced yesterday post market hours. For the March quarter, RIL's consolidated net profit rose 12.3% to Rs 8,046 crore, against Rs 7,167 crore for the same period a year ago. Its turnover in the March quarter rose 45.2% year-on-year to Rs 92,889 crore, largely meeting street expectations for net profit.

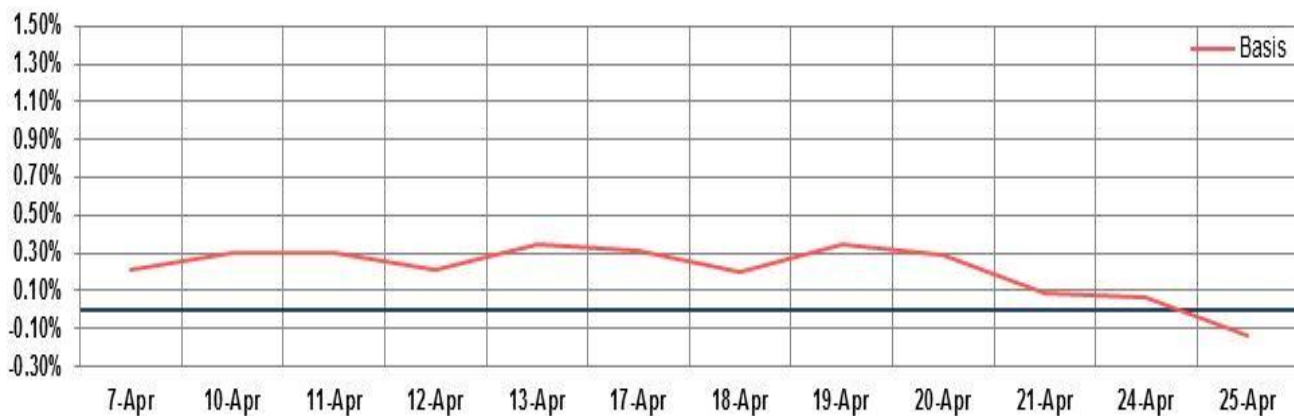
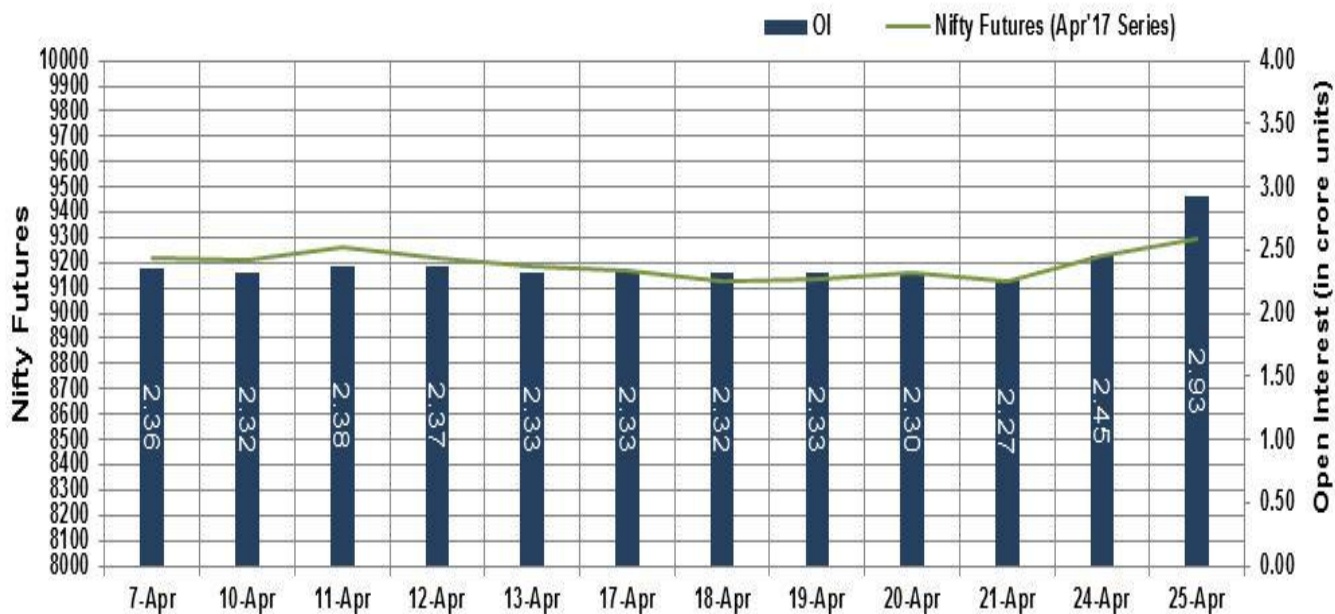
On the global front, Asian markets ended mostly higher on Tuesday as European political risks faded and oil prices rebounded after six consecutive sessions of losses. A candidate seen as pro-business won the most votes on Sunday, and many investors expect him to win a runoff against the remaining anti-EU candidate, which is set for May 7, 2017.

Market Turnover & FII Derivative Data

Market TO	Current	Previous	Net%
BSE CASH	4007	4361	(8)
NSE CASH	29310	25926	13
NSE FO	599422	566012	6

FII Derivatives	Buy	Sell	Net
Ind. Futures	8989	9793	(805)
Ind. Options	38967	38527	441
Stk. Futures	32835	31030	1806
Stk. Options	8405	8540	(135)

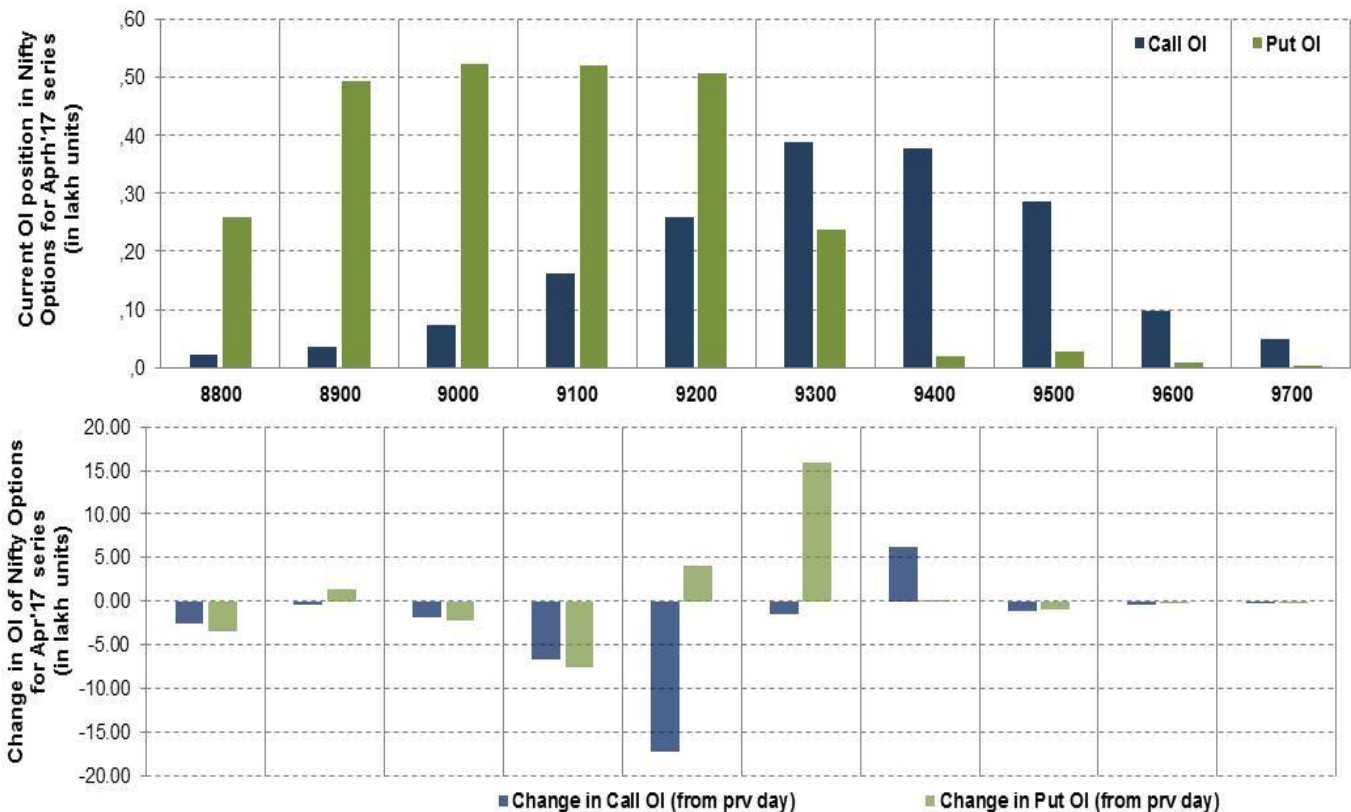
Nifty Futures



Bank Nifty Futures



Nifty Options

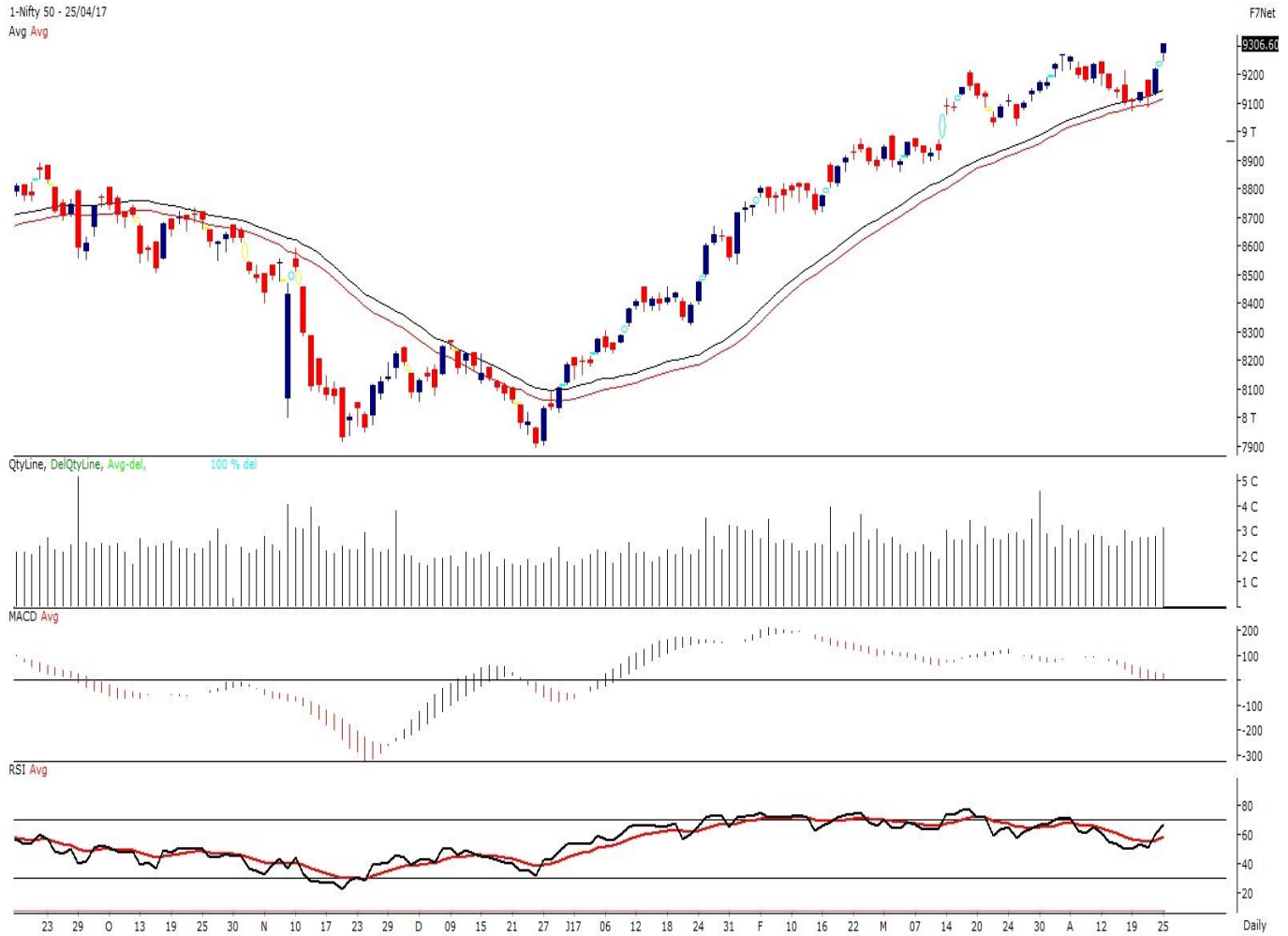


Note – Change in OI of Nifty Options refers to change from previous trading day
 Source-NSE, SIHL Derivatives Research (Institutional Equities)

- Among Nifty calls 9,300 SP from the Apr month expiry was the most active call with a reduction of 0.14 million in open interest.
- Among Nifty puts, 9,000 SP from the Apr month expiry was the most active put with a reduction of 0.22 million open interests.
- The maximum OI outstanding for Calls was at 9,300 SP (3.88mn) and that for Puts was at 9,000 SP (5.23mn).

Nifty Technical & Indices Levels

1-Nifty 50 - 25/04/17
 Avg Avg



Nifty Cash prices have settled at 9306.6 up by 0.96% from its previous close. On the upper side prices are likely to trade higher till 9350 and 9400 levels, while lower side it has support of 9250 and 9200 levels. Intraday traders should be cautious and take position accordingly.

Fresh Longs ↑ Open Interest ↑ Price					
Script	Prev. OI	Cur. OI	% Chg. OI	LTP	Price % Chg
BIOCON	2,590,200	2,691,000	3.89	1165.00	8.98
ANDHRABANK	16,420,000	16,540,000	0.73	61.80	1.23
-	-	-	-	-	-
-	-	-	-	-	-
Short-Covering ↓ Open Interest ↑ Price					
Script	Prev. OI	Cur. OI	% Chg. OI	LTP	Price % Chg
MFSL	5,899,000	4,005,000	-32.11	651.95	0.65
BEML	1947600	1295400	-33.49	1387.70	0.15
CESC	5066600	3308800	-34.69	932.00	1.66
DABUR	8,937,500	5,135,000	-42.55	294.20	0.20
Fresh Shorts ↑ Open Interest ↓ Price					
Script	Prev. OI	Cur. OI	% Chg. OI	LTP	Price % Chg
-	-	-	-	-	-
-	-	-	-	-	-
-	-	-	-	-	-
-	-	-	-	-	-
Long Unwinding ↓ Open Interest ↓ Price					
Script	Prev. OI	Cur. OI	% Chg. OI	LTP	Price % Chg
BATAINDIA	3,511,200	2,416,700	-31.17	581.15	-0.42
ABIRLANUVO	2,721,200	1,857,200	-31.75	1696.30	-0.38
TORNTPOWER	3,792,000	2,556,000	-32.59	230.75	-0.69
CENTURYTEX	4,830,100	3,182,300	-34.12	1145.00	-0.20

Disclaimer:

The Information provided by SMS or in newsletter or in any document has been prepared by Shah Investor's Home Ltd (SIHL). The Information provided by SMS or in newsletter does not constitute an offer or solicitation for the purchase or sale of any financial instrument or as an official confirmation of any transaction. The information contained herein is from publicly available data or other sources believed to be reliable, but we do not represent that it is accurate or complete and it should not be relied on as such. SIHL or any of its affiliates/ group companies shall not be in any way responsible for any loss or damage that may arise to any person from any inadvertent error in the information contained in this report or SMS. This Information provided by SMS, reports or in newsletter is provided for assistance only and is not intended to be and must not alone be taken as the basis for an investment decision. The user assumes the entire risk of any use made of this information. Each recipient of this Information provided by SMS, report or in newsletter should make such investigation as it deems necessary to arrive at an independent evaluation of an investment in the securities of companies referred to in this information provided by SMS, report or in newsletter (including the merits and risks involved), and should consult his own advisors to determine the merits and risks of such investment. The investment discussed or views expressed may not be suitable for all investors. This information is strictly confidential and is being furnished to you solely for your information.

The information should not be reproduced or redistributed or passed on directly or indirectly in any form to any other person or published, copied, in whole or in part, for any purpose. The information provided by report or SMS is not directed or intended for distribution to, or use by, any person or entity who is a citizen or resident of or located in any locality, state, country or other jurisdiction, where such distribution, publication, availability or use would be contrary to law, regulation or which would subject SIHL and affiliates/ group companies to any registration or licensing requirements within such jurisdiction. The distribution of this Information provided by SMS or in newsletter in certain jurisdictions may be restricted by law, and persons in whose possession this Information provided by SMS or in newsletter comes, should inform themselves about and observe, any such restrictions. The information given or Information provided by SMS, report or in newsletter is as of the date of the issue date of report or the date on which SMS provided and there can be no assurance that future results or events will be consistent with this information. This information is subject to change without any prior notice. SIHL reserves the right to make modifications and alterations to this statement as may be required from time to time. However, SIHL is under no obligation to update or keep the information current.

Nevertheless, SIHL is committed to providing independent and transparent recommendation to its client and would be happy to provide any information in response to specific client queries. Neither SIHL nor any of its affiliates, group companies, directors, employees, agents or representatives shall be liable for any damages whether direct, indirect, special or consequential including lost revenue or lost profits that may arise from or in connection with the use of the information. Past performance is not necessarily a guide to future performance. The disclosures of interest statements incorporated in the Information provided by SMS, report or in newsletter are provided solely to enhance the transparency and should not be treated as endorsement of the views expressed in the report. The analyst for this report certifies that all of the views expressed in this report accurately reflect his or her personal views about the subject company or companies and its or their securities, and no part of his or her compensation was, is or will be, directly or indirectly related to specific recommendations or views expressed in this report.

About Us:

Shah Investor's Home Ltd (SIHL) is an ISO 9001:2008 Certified financial Services Company established in 1994 at Ahmadabad, Gujarat. Customer satisfaction is guaranteed through our diversified product portfolio, professional management and customer first attitude. SIHL was the first broking house in Gujarat with membership in National Securities Depository Ltd (NSDL) and was the first broking name providing services in NSE F&O in Ahmedabad. Today, SIHL ranks among the top most players in Gujarat in retail stock broking area with 45 branches, 350 franchisee across India and providing service to more than 1,25,000 clients.